

Signify Classified - Internal
Cooper Lighting Solutions Photometric Lab
1121 Highway 74 South
Peachtree City, GA 30269



Scaled data based on original data using
LM-79-08 Approved Method: Electrical and Photometric Measurements of Solid-
State Lighting Products

Test Report Prepared for
Cooper Lighting Solutions
(formerly Eaton)

Brand: STREETWORKS

Report Number: P867658

Luminaire Tested: **MEM2-HTN-SA-150-730-U-T3-HSS**

Issue Date: 08/21/2024



Test Information

Test Method: LM-79-08
Report Number: P867658
Test Lab: INNOVATION CENTER(G3)
Issue Date: 08/21/2024
Manufacturer: COOPER LIGHTING SOLUTIONS (FORMERLY EATON)
Product Line: STREETWORKS
Catalog Number: MEM2-HTN-SA-150-730-U-T3-HSS
Description: EPIC MODERN TALL HOUSING DISCRETE LED ARRAYS 150W 70CRI 3000K
FITURE w/ TYPE III DISTRIBUTION OPTIC AND HOUSE SIDE SHIELD
Light Source: (30) 3000K CCT, 70 CRI LEDS
Ballast/Driver: ELECTRONIC DRIVER

Summary

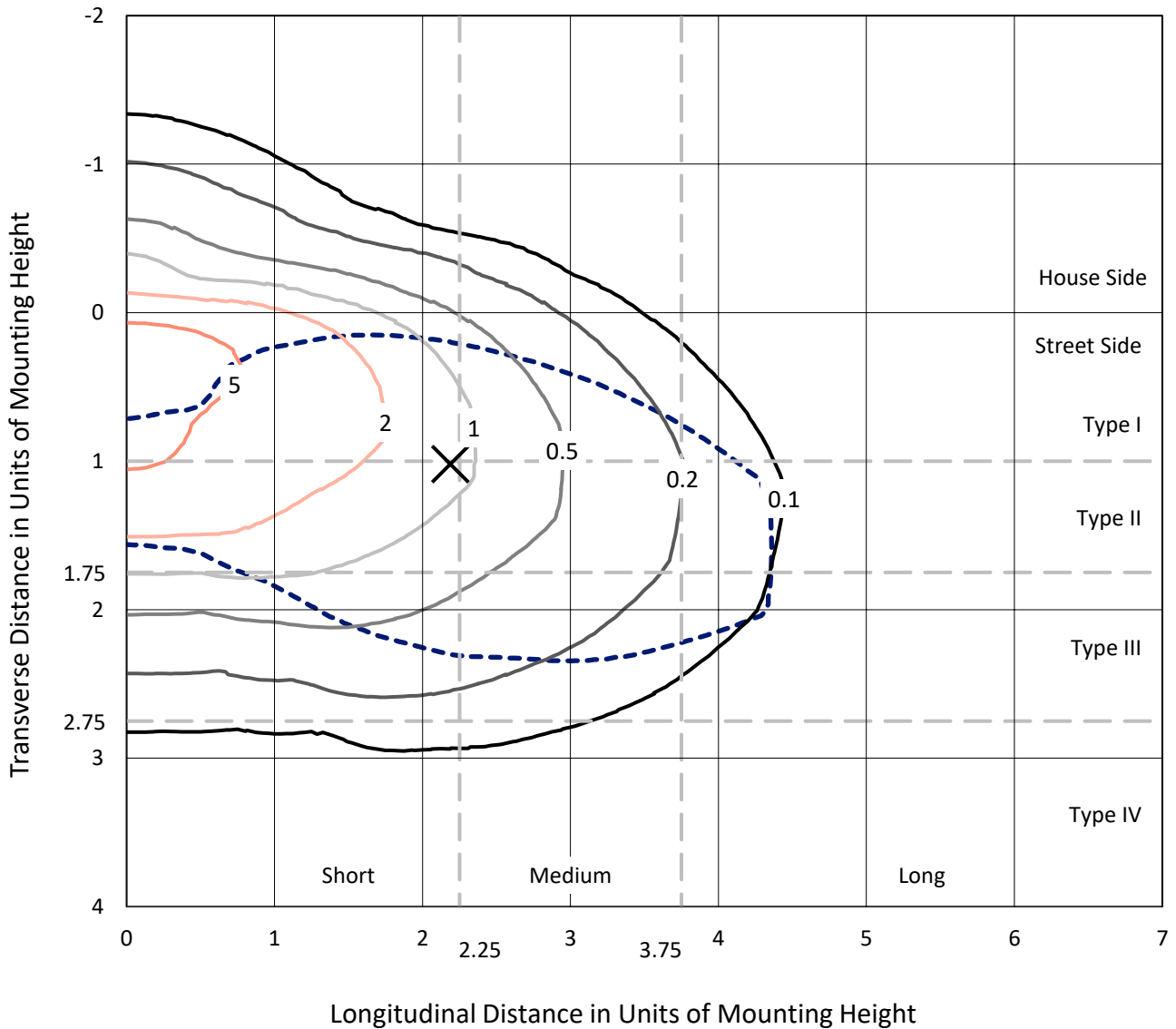
Lumens per Lamp: N/A
Luminaire Lumens: 12567.5 lumens
Efficiency: N/A
Efficacy: 93.8 lumens/watt
Luminous Opening: Rectangular (W 1' x L: 0.33' x H: 0')
IES Classification: Type III - Short
BUG Rating: B1 - U0 - G2

Input Watts (W): 134
Input Voltage (V): 120
Input Current (Ain): NR
Voltage Rise (V): NR
Power Factor: 0.99
Total Harmonic Distortion (THDi): 6.70%
Frequency (hertz): 60
Stabilization Time: NR
Operation Time: NR
Ambient Temperature (°C): NR
Test Distance: 24 FT

REPORT NUMBER: P867658
 CATALOG NUMBER: MEM2-HTN-SA-150-730-U-T3-HSS

Iso-Footcandle Lines of Horizontal Illumination

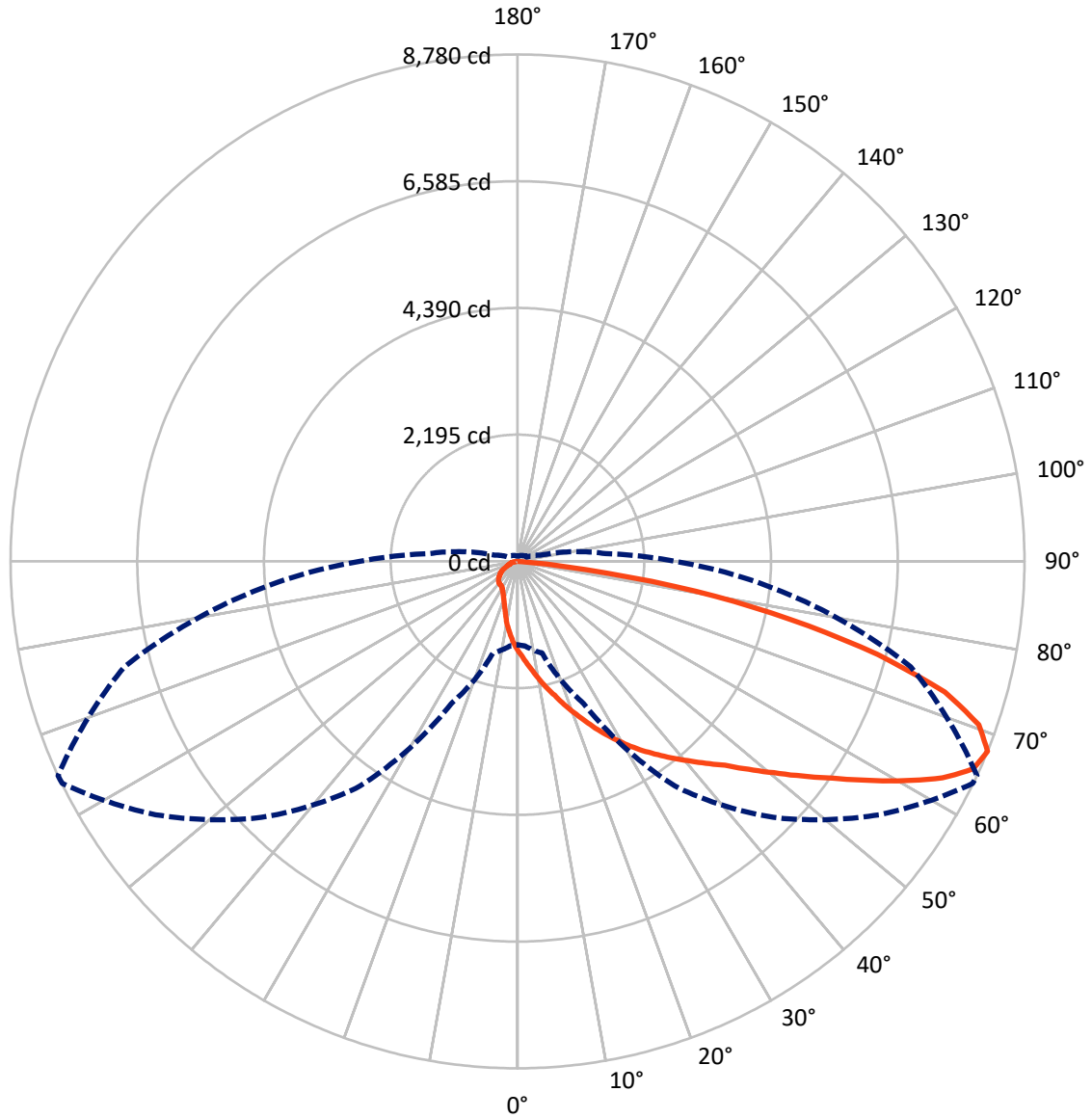
× Max cd
 - - - 1/2 Max cd



Based on 20 foot mounting height. Maximum calculated value = 7.2 fc
 Type III - Short - N/A

REPORT NUMBER: P867658
CATALOG NUMBER: MEM2-HTN-SA-150-730-U-T3-HSS

Luminous Intensity Polar Plot



— Vertical Plane Through 65-Deg Lateral - - - Horizontal Cone Through 67.5-Deg Vertical

REPORT NUMBER: P867658
 CATALOG NUMBER: MEM2-HTN-SA-150-730-U-T3-HSS

FLUX DISTRIBUTION:

		Downward	Upward	Total
House Side	Lumens	1223.2	0.0	1223.2
	% Fixture	9.7	0.0	9.7
Street Side	Lumens	11344.3	0.0	11344.3
	% Fixture	90.3	0.0	90.3
Total	Lumens	12567.5	0.0	12567.5
	% Fixture	100.0	0.0	100.0

Coefficient of Utilization

ZONAL LUMENS:

Zone	Lumens	% Fixture
0°-10°	152.0	1.2
10°-20°	504.3	4.0
20°-30°	917.8	7.3
30°-40°	1420.4	11.3
40°-50°	2147.2	17.1
50°-60°	2793.4	22.2
60°-70°	2755.6	21.9
70°-80°	1677.4	13.3
80°-90°	199.4	1.6
90°-100°	0.0	0.0
100°-110°	0.0	0.0
110°-120°	0.0	0.0
120°-130°	0.0	0.0
130°-140°	0.0	0.0
140°-150°	0.0	0.0
150°-160°	0.0	0.0
160°-170°	0.0	0.0
170°-180°	0.0	0.0
0°-90°	12567.5	100.0
0°-180°	12567.5	100.0



REPORT NUMBER: P867658

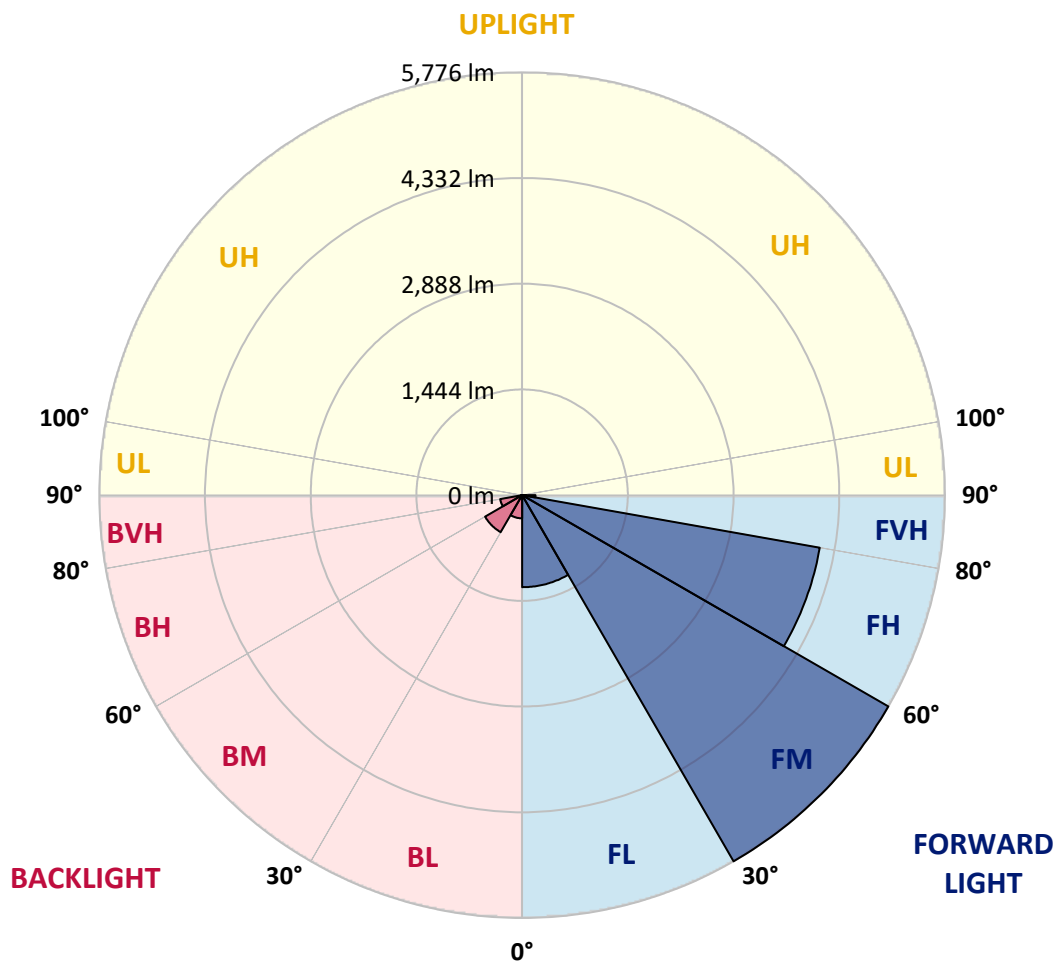
CATALOG NUMBER: MEM2-HTN-SA-150-730-U-T3-HSS

LUMINAIRE CLASSIFICATION SYSTEM LUMEN TABLE AND BUG RATING:

Zone	Lumens	% Fixture	Zone Rating/Lumen Limit		
			B	U	G
FL (0°-30°)	1257.5	10.0			
FM (30°-60°)	5776.0	46.0			
FH (60°-80°)	4128.5	32.9			G2/5000
FVH (80°-90°)	182.3	1.5			G2/225
BL (0°-30°)	316.5	2.5	B1/500		
BM (30°-60°)	585.0	4.7	B1/1000		
BH (60°-80°)	304.6	2.4	B1/500		G1/500
BVH (80°-90°)	17.1	0.1			G1/100
UL (90°-100°)	0.0	0.0		U0/0	
UH (100°-180°)	0.0	0.0		U0/0	

BUG Rating: B1-U0-G2

Type III Short





REPORT NUMBER: P867658

CATALOG NUMBER: MEM2-HTN-SA-150-730-U-T3-HSS

CANDELA DISTRIBUTION (FULL):

	0°	5°	15°	25°	35°	45°	55°	64°	65°	75°	85°
0°	1552.9	1552.9	1552.9	1552.9	1552.9	1552.9	1552.9	1552.9	1552.9	1552.9	1552.9
2.5°	1814.7	1800.4	1811.2	1786.1	1757.4	1735.8	1692.8	1656.9	1653.4	1617.5	1578.0
5°	2162.6	2116.0	2119.6	2069.4	2008.4	1943.9	1875.7	1786.1	1786.1	1700.0	1610.3
7.5°	2474.7	2467.5	2435.2	2356.3	2284.6	2184.2	2058.6	1943.9	1918.8	1786.1	1646.2
10°	2775.9	2765.2	2736.5	2675.5	2553.6	2442.4	2284.6	2112.4	2080.1	1890.1	1689.2
12.5°	3016.2	3019.8	2987.5	2937.3	2829.7	2697.0	2489.0	2273.8	2245.1	1990.5	1732.3
15°	3227.8	3224.2	3217.1	3174.0	3070.0	2948.1	2704.2	2453.1	2406.5	2098.1	1775.3
17.5°	3389.2	3382.0	3367.7	3331.8	3281.6	3163.3	2930.1	2643.2	2603.8	2223.6	1825.5
20°	3435.8	3432.2	3432.2	3457.3	3435.8	3364.1	3156.1	2840.5	2797.4	2356.3	1893.6
22.5°	3521.9	3518.3	3514.7	3539.8	3554.2	3547.0	3367.7	3041.3	3001.9	2510.5	1979.7
25°	3633.1	3625.9	3615.1	3640.3	3658.2	3701.2	3579.3	3278.0	3231.4	2689.8	2065.8
27.5°	3780.1	3787.3	3773.0	3769.4	3769.4	3794.5	3765.8	3489.6	3446.6	2862.0	2166.2
30°	3973.8	3984.6	3959.4	3941.5	3909.2	3905.6	3912.8	3726.3	3665.4	3048.5	2270.2
32.5°	4163.9	4174.6	4160.3	4135.2	4052.7	4020.4	4049.1	3927.2	3887.7	3252.9	2402.9
35°	4318.1	4343.2	4343.2	4293.0	4178.2	4160.3	4206.9	4124.4	4095.7	3493.2	2560.7
37.5°	4526.1	4540.5	4526.1	4432.9	4289.4	4310.9	4382.6	4332.4	4314.5	3751.4	2747.2
40°	4970.8	4988.8	4895.5	4673.2	4443.6	4468.7	4594.2	4565.6	4536.9	4006.1	2919.4
42.5°	5591.3	5548.2	5530.3	5035.4	4680.3	4666.0	4823.8	4784.3	4780.7	4264.3	3077.2
45°	6000.1	6014.5	5924.8	5455.0	5178.8	4909.9	5078.4	5064.1	5035.4	4526.1	3267.3
47.5°	6283.5	6251.2	6028.8	5802.9	5856.7	5229.1	5361.8	5397.6	5379.7	4823.8	3500.4
50°	6401.8	6369.5	6222.5	6071.9	6136.4	5594.9	5652.3	5770.6	5752.7	5125.0	3697.6
52.5°	6254.8	6215.3	6226.1	6265.5	6233.3	5881.8	6010.9	6197.4	6175.9	5476.5	3927.2
55°	5318.7	5422.7	5824.4	6226.1	6215.3	6100.6	6394.6	6667.2	6624.2	5842.3	4124.4
57.5°	4289.4	4346.8	4856.1	5942.8	6157.9	6283.5	6832.2	7169.3	7155.0	6208.2	4303.7
60°	3410.7	3471.7	3859.0	5354.6	6025.2	6473.6	7280.5	7725.2	7710.9	6577.6	4432.9
62.5°	2711.4	2711.4	3055.7	4508.2	5770.6	6584.7	7635.6	8284.7	8259.6	6875.2	4465.1
65°	1951.0	1976.1	2234.4	3625.9	5358.2	6556.0	7807.7	8682.8	8668.5	7043.8	4397.0
67.5°	1441.8	1470.4	1642.6	2718.5	4748.5	6269.1	7649.9	8772.5	8779.6	7047.4	4174.6
70°	1126.1	1133.3	1262.4	1890.1	3891.3	5630.7	7058.1	8474.8	8474.8	6871.6	3844.7
72.5°	857.2	864.3	975.5	1287.5	2865.6	4655.2	6172.3	7685.8	7739.6	6405.4	3356.9
75°	663.5	677.8	753.2	925.3	1796.8	3310.3	5071.2	6294.2	6441.3	5501.6	2765.2
77.5°	512.9	527.2	588.2	677.8	1047.2	2040.7	3564.9	4705.4	4838.1	4332.4	2133.9
80°	412.4	419.6	459.1	509.3	634.8	1050.8	2177.0	3091.5	3131.0	2944.5	1413.1
82.5°	190.1	204.4	247.5	279.7	315.6	487.8	928.9	1144.1	1194.3	1169.2	581.0
85°	21.5	21.5	25.1	28.7	32.3	50.2	64.6	57.4	57.4	68.1	61.0
87.5°	0.0	0.0	0.0	3.6	7.2	7.2	10.8	10.8	10.8	10.8	10.8
90°	0.0	0.0	0.0	0.0	0.0	0.0	0.0	0.0	0.0	0.0	0.0



REPORT NUMBER: P867658

CATALOG NUMBER: MEM2-HTN-SA-150-730-U-T3-HSS

CANDELA DISTRIBUTION (continued):

	90°	95°	105°	115°	125°	135°	145°	155°	165°	175°	180°
0°	1552.9	1552.9	1552.9	1552.9	1552.9	1552.9	1552.9	1552.9	1552.9	1552.9	1552.9
2.5°	1556.5	1531.4	1484.8	1445.3	1409.5	1373.6	1355.7	1312.6	1301.9	1309.1	1284.0
5°	1563.7	1513.5	1416.6	1327.0	1251.7	1179.9	1119.0	1054.4	1040.1	1018.6	1007.8
7.5°	1574.5	1499.1	1348.5	1208.6	1093.9	989.9	914.5	864.3	824.9	814.1	810.5
10°	1588.8	1481.2	1273.2	1097.5	939.7	832.1	763.9	728.1	713.7	702.9	706.5
12.5°	1599.6	1463.3	1201.5	971.9	817.7	720.9	688.6	659.9	652.7	649.1	649.1
15°	1613.9	1445.3	1115.4	860.7	713.7	656.3	624.0	613.3	613.3	609.7	609.7
17.5°	1631.8	1431.0	1043.7	774.7	652.7	598.9	584.6	570.2	570.2	570.2	566.7
20°	1667.7	1423.8	979.1	702.9	598.9	563.1	541.6	530.8	527.2	523.6	523.6
22.5°	1703.6	1423.8	907.4	649.1	563.1	523.6	502.1	491.3	487.8	487.8	487.8
25°	1753.8	1420.2	850.0	602.5	530.8	484.2	462.7	451.9	444.7	444.7	441.1
27.5°	1811.2	1420.2	799.8	566.7	494.9	448.3	423.2	412.4	401.7	401.7	398.1
30°	1868.5	1427.4	756.7	538.0	459.1	416.0	383.8	369.4	362.2	358.6	358.6
32.5°	1943.9	1448.9	728.1	516.4	426.8	383.8	351.5	337.1	330.0	326.4	326.4
35°	2058.6	1502.7	731.6	505.7	405.3	355.1	322.8	304.8	301.3	301.3	297.7
37.5°	2180.6	1552.9	742.4	498.5	383.8	333.5	301.3	283.3	279.7	279.7	279.7
40°	2284.6	1596.0	756.7	494.9	365.8	312.0	283.3	269.0	261.8	261.8	261.8
42.5°	2388.6	1621.1	760.3	484.2	355.1	294.1	269.0	254.6	247.5	251.1	251.1
45°	2492.6	1639.0	749.6	469.8	344.3	279.7	254.6	240.3	233.1	233.1	233.1
47.5°	2618.1	1678.5	731.6	448.3	337.1	269.0	240.3	225.9	222.4	222.4	222.4
50°	2743.6	1710.7	717.3	423.2	319.2	254.6	229.5	211.6	208.0	208.0	208.0
52.5°	2847.6	1725.1	699.4	390.9	301.3	240.3	215.2	197.3	190.1	190.1	190.1
55°	2926.5	1728.7	674.3	365.8	276.2	225.9	200.8	182.9	175.7	172.1	172.1
57.5°	2991.1	1725.1	649.1	340.7	254.6	208.0	182.9	168.6	157.8	154.2	154.2
60°	3027.0	1714.3	613.3	308.4	225.9	190.1	168.6	150.6	143.5	139.9	139.9
62.5°	3005.4	1685.6	563.1	258.2	204.4	172.1	154.2	139.9	129.1	125.5	125.5
65°	2905.0	1628.3	498.5	211.6	182.9	154.2	139.9	125.5	111.2	107.6	107.6
67.5°	2729.3	1531.4	412.4	179.3	168.6	139.9	125.5	111.2	100.4	93.2	93.2
70°	2485.4	1402.3	322.8	154.2	150.6	129.1	114.8	100.4	89.7	82.5	82.5
72.5°	2137.5	1190.7	240.3	132.7	132.7	118.4	104.0	93.2	82.5	75.3	75.3
75°	1728.7	900.2	182.9	121.9	118.4	107.6	93.2	82.5	75.3	68.1	68.1
77.5°	1262.4	598.9	150.6	111.2	111.2	96.8	86.1	75.3	68.1	64.6	64.6
80°	767.5	344.3	107.6	86.1	86.1	82.5	71.7	64.6	61.0	53.8	50.2
82.5°	312.0	132.7	57.4	43.0	43.0	39.5	25.1	21.5	21.5	21.5	17.9
85°	32.3	21.5	14.3	10.8	10.8	10.8	7.2	7.2	7.2	7.2	7.2
87.5°	10.8	10.8	7.2	7.2	7.2	7.2	3.6	3.6	3.6	3.6	3.6
90°	0.0	0.0	0.0	0.0	0.0	0.0	0.0	0.0	0.0	0.0	0.0

LM-79-2019: Approved Method: Electrical and Photometric Measurements of Solid-
State Lighting Products

Report Prepared for

Cooper Lighting Solutions

Streetworks

Report Number: SP1-2407-157-4

Test Date: 08/07/2024

Luminaire Tested: MEM2-HTN-SA-40-730-U-5WQ-2

Data in this report applies to families of products including MEM2-HTN-SA-40-730-U-5WQ-2

Test Information

Test Method: LM-79-2019
 Report Number: SP1-2407-157-4
 Test Lab: COOPER LIGHTING SOLUTIONS
 Photometer: SP1 - 76IN SPHERE
 Measurement Geometry: 4π
 Issue Date: 08/20/2024
 Manufacturer: COOPER LIGHTING SOLUTIONS
 Product Line: Streetworks
 Catalog Number: **MEM2-HTN-SA-40-730-U-5WQ-2**
 Description: Epic Modern Light Square 40W 5WQ Optic and Flare Trim

Spectral Parameters

CCT (K): 3057
 CIE u': 0.2487
 CIE v': 0.5199
 Duv: -0.0002
 CIE x: 0.4326
 CIE y: 0.4020
 CIE z: 0.1654
 Peak Wavelength (nm): 593
 Dominant Wavelength (nm): 582
 Purity: 50.50735
 Rf: 74.6
 Rg: 94

CRI (Ra):	71.7		
R1:	68.1	R9:	-34.8
R2:	82.0	R10:	58.5
R3:	93.5	R11:	62.5
R4:	67.5	R12:	47.5
R5:	67.2	R13:	70.7
R6:	74.9	R14:	96.4
R7:	77.4	R15:	60.0
R8:	43.1		



Test Conditions

Stabilization Time: 21M
 Operation Time: 1H 21M
 Sphere Temperature (°C): 24.2

REPORT NUMBER: SP1-2407-157-4

Measurement and Test Equipment			
Instrument	Identification Number	Calibration Date	Calibration Due Date
Photometer	IN0058	6/18/2024	12/18/2024
Power Meter	INXT2011004	2/8/2024	2/8/2025
AC Power Source	IN0063	10/24/2023	10/24/2024
DC Power Source	IN0208	10/24/2023	10/24/2024
Sphere Thermometer	IN0085	10/24/2023	10/24/2024
Room Thermometer	IN0046	10/24/2023	10/24/2024

REPORT NUMBER: SP1-2407-157-4

CIE 1931 Chromaticity Diagram



CIE 1931 Chromaticity Diagram with 2017 ANSI 7-Step and 4-Step Quadrangles



Point lies inside the ANSI 3000K 4-step quadrangle

REPORT NUMBER: SP1-2407-157-4

Photopic Flux vs. Wavelength



Photopic Lumens: NR

λ (nm)	Power W [^] /nm	Lumens (φ/nm)	λ (nm)	Power W [^] /nm	Lumens (φ/nm)	λ (nm)	Power W [^] /nm	Lumens (φ/nm)	λ (nm)	Power W [^] /nm	Lumens (φ/nm)	λ (nm)	Power W [^] /nm	Lumens (φ/nm)
360	0	NR	490	104	NR	620	818	NR	750	20	NR	880	1	NR
365	0	NR	495	135	NR	625	755	NR	755	17	NR	885	0	NR
370	0	NR	500	184	NR	630	691	NR	760	15	NR	890	0	NR
375	0	NR	505	247	NR	635	625	NR	765	13	NR	895	0	NR
380	0	NR	510	309	NR	640	561	NR	770	11	NR	900	0	NR
385	0	NR	515	369	NR	645	499	NR	775	9	NR	905	0	NR
390	0	NR	520	419	NR	650	441	NR	780	8	NR	910	0	NR
395	0	NR	525	460	NR	655	388	NR	785	7	NR	915	0	NR
400	1	NR	530	492	NR	660	338	NR	790	6	NR	920	0	NR
405	3	NR	535	524	NR	665	294	NR	795	5	NR	925	0	NR
410	7	NR	540	553	NR	670	253	NR	800	4	NR	930	0	NR
415	15	NR	545	588	NR	675	218	NR	805	4	NR	935	0	NR
420	31	NR	550	625	NR	680	188	NR	810	3	NR	940	0	NR
425	60	NR	555	670	NR	685	161	NR	815	3	NR	945	0	NR
430	107	NR	560	723	NR	690	139	NR	820	3	NR	950	0	NR
435	183	NR	565	780	NR	695	118	NR	825	2	NR	955	0	NR
440	289	NR	570	837	NR	700	100	NR	830	2	NR	960	0	NR
445	460	NR	575	894	NR	705	85	NR	835	2	NR	965	0	NR
450	646	NR	580	942	NR	710	73	NR	840	1	NR	970	0	NR
455	561	NR	585	976	NR	715	62	NR	845	1	NR	975	0	NR
460	331	NR	590	998	NR	720	53	NR	850	1	NR	980	0	NR
465	238	NR	595	1000	NR	725	45	NR	855	1	NR	985	0	NR
470	178	NR	600	990	NR	730	39	NR	860	1	NR	990	0	NR
475	120	NR	605	962	NR	735	33	NR	865	1	NR	995	0	NR
480	96	NR	610	925	NR	740	28	NR	870	1	NR	1000	0	NR
485	95	NR	615	873	NR	745	24	NR	875	1	NR			

REPORT NUMBER: SP1-2407-157-4

Scotopic Flux vs. Wavelength



Scotopic Lumens: NR

S/P: 1.23

λ (nm)	Power W [^] /nm	Lumens (ϕ /nm)	λ (nm)	Power W [^] /nm	Lumens (ϕ /nm)	λ (nm)	Power W [^] /nm	Lumens (ϕ /nm)	λ (nm)	Power W [^] /nm	Lumens (ϕ /nm)	λ (nm)	Power W [^] /nm	Lumens (ϕ /nm)
360	0	NR	490	104	NR	620	818	NR	750	20	NR	880	1	NR
365	0	NR	495	135	NR	625	755	NR	755	17	NR	885	0	NR
370	0	NR	500	184	NR	630	691	NR	760	15	NR	890	0	NR
375	0	NR	505	247	NR	635	625	NR	765	13	NR	895	0	NR
380	0	NR	510	309	NR	640	561	NR	770	11	NR	900	0	NR
385	0	NR	515	369	NR	645	499	NR	775	9	NR	905	0	NR
390	0	NR	520	419	NR	650	441	NR	780	8	NR	910	0	NR
395	0	NR	525	460	NR	655	388	NR	785	7	NR	915	0	NR
400	1	NR	530	492	NR	660	338	NR	790	6	NR	920	0	NR
405	3	NR	535	524	NR	665	294	NR	795	5	NR	925	0	NR
410	7	NR	540	553	NR	670	253	NR	800	4	NR	930	0	NR
415	15	NR	545	588	NR	675	218	NR	805	4	NR	935	0	NR
420	31	NR	550	625	NR	680	188	NR	810	3	NR	940	0	NR
425	60	NR	555	670	NR	685	161	NR	815	3	NR	945	0	NR
430	107	NR	560	723	NR	690	139	NR	820	3	NR	950	0	NR
435	183	NR	565	780	NR	695	118	NR	825	2	NR	955	0	NR
440	289	NR	570	837	NR	700	100	NR	830	2	NR	960	0	NR
445	460	NR	575	894	NR	705	85	NR	835	2	NR	965	0	NR
450	646	NR	580	942	NR	710	73	NR	840	1	NR	970	0	NR
455	561	NR	585	976	NR	715	62	NR	845	1	NR	975	0	NR
460	331	NR	590	998	NR	720	53	NR	850	1	NR	980	0	NR
465	238	NR	595	1000	NR	725	45	NR	855	1	NR	985	0	NR
470	178	NR	600	990	NR	730	39	NR	860	1	NR	990	0	NR
475	120	NR	605	962	NR	735	33	NR	865	1	NR	995	0	NR
480	96	NR	610	925	NR	740	28	NR	870	1	NR	1000	0	NR
485	95	NR	615	873	NR	745	24	NR	875	1	NR			

REPORT NUMBER: SP1-2407-157-4

Melanopic Flux vs. Wavelength



Melanopic Lumens: NR

M/P: 2.27

λ (nm)	Power W [^] /nm	Lumens (φ/nm)	λ (nm)	Power W [^] /nm	Lumens (φ/nm)	λ (nm)	Power W [^] /nm	Lumens (φ/nm)	λ (nm)	Power W [^] /nm	Lumens (φ/nm)	λ (nm)	Power W [^] /nm	Lumens (φ/nm)
360	0	NR	490	104	NR	620	818	NR	750	20	NR	880	1	NR
365	0	NR	495	135	NR	625	755	NR	755	17	NR	885	0	NR
370	0	NR	500	184	NR	630	691	NR	760	15	NR	890	0	NR
375	0	NR	505	247	NR	635	625	NR	765	13	NR	895	0	NR
380	0	NR	510	309	NR	640	561	NR	770	11	NR	900	0	NR
385	0	NR	515	369	NR	645	499	NR	775	9	NR	905	0	NR
390	0	NR	520	419	NR	650	441	NR	780	8	NR	910	0	NR
395	0	NR	525	460	NR	655	388	NR	785	7	NR	915	0	NR
400	1	NR	530	492	NR	660	338	NR	790	6	NR	920	0	NR
405	3	NR	535	524	NR	665	294	NR	795	5	NR	925	0	NR
410	7	NR	540	553	NR	670	253	NR	800	4	NR	930	0	NR
415	15	NR	545	588	NR	675	218	NR	805	4	NR	935	0	NR
420	31	NR	550	625	NR	680	188	NR	810	3	NR	940	0	NR
425	60	NR	555	670	NR	685	161	NR	815	3	NR	945	0	NR
430	107	NR	560	723	NR	690	139	NR	820	3	NR	950	0	NR
435	183	NR	565	780	NR	695	118	NR	825	2	NR	955	0	NR
440	289	NR	570	837	NR	700	100	NR	830	2	NR	960	0	NR
445	460	NR	575	894	NR	705	85	NR	835	2	NR	965	0	NR
450	646	NR	580	942	NR	710	73	NR	840	1	NR	970	0	NR
455	561	NR	585	976	NR	715	62	NR	845	1	NR	975	0	NR
460	331	NR	590	998	NR	720	53	NR	850	1	NR	980	0	NR
465	238	NR	595	1000	NR	725	45	NR	855	1	NR	985	0	NR
470	178	NR	600	990	NR	730	39	NR	860	1	NR	990	0	NR
475	120	NR	605	962	NR	735	33	NR	865	1	NR	995	0	NR
480	96	NR	610	925	NR	740	28	NR	870	1	NR	1000	0	NR
485	95	NR	615	873	NR	745	24	NR	875	1	NR			

Summary

$R_f = 74.6$
 $R_g = 94$
 $CIE R_a = 71.7$
 $R_9 = -34.8$



Color Vector Graphics



Individual Sample Fidelity Index ($R_{f,i}$)

CES01 = 86	CES26 = 65	CES51 = 87	CES76 = 58
CES02 = 62	CES27 = 89	CES52 = 85	CES77 = 76
CES03 = 31	CES28 = 84	CES53 = 77	CES78 = 61
CES04 = 71	CES29 = 68	CES54 = 85	CES79 = 86
CES05 = 49	CES30 = 83	CES55 = 84	CES80 = 83
CES06 = 51	CES31 = 71	CES56 = 74	CES81 = 73
CES07 = 41	CES32 = 64	CES57 = 74	CES82 = 93
CES08 = 40	CES33 = 78	CES58 = 75	CES83 = 91
CES09 = 29	CES34 = 75	CES59 = 85	CES84 = 88
CES10 = 76	CES35 = 87	CES60 = 90	CES85 = 75
CES11 = 59	CES36 = 92	CES61 = 81	CES86 = 64
CES12 = 65	CES37 = 84	CES62 = 89	CES87 = 77
CES13 = 43	CES38 = 92	CES63 = 75	CES88 = 80
CES14 = 74	CES39 = 96	CES64 = 65	CES89 = 67
CES15 = 71	CES40 = 92	CES65 = 64	CES90 = 80
CES16 = 47	CES41 = 93	CES66 = 60	CES91 = 78
CES17 = 50	CES42 = 86	CES67 = 58	CES92 = 56
CES18 = 56	CES43 = 77	CES68 = 66	CES93 = 73
CES19 = 73	CES44 = 99	CES69 = 75	CES94 = 49
CES20 = 66	CES45 = 85	CES70 = 60	CES95 = 66
CES21 = 87	CES46 = 81	CES71 = 56	CES96 = 76
CES22 = 79	CES47 = 86	CES72 = 85	CES97 = 82
CES23 = 92	CES48 = 75	CES73 = 52	CES98 = 76
CES24 = 91	CES49 = 79	CES74 = 95	CES99 = 64
CES25 = 73	CES50 = 86	CES75 = 60	



Color Rendition by Hue-Angle Bin



Measure Comparisons



(END OF REPORT)